

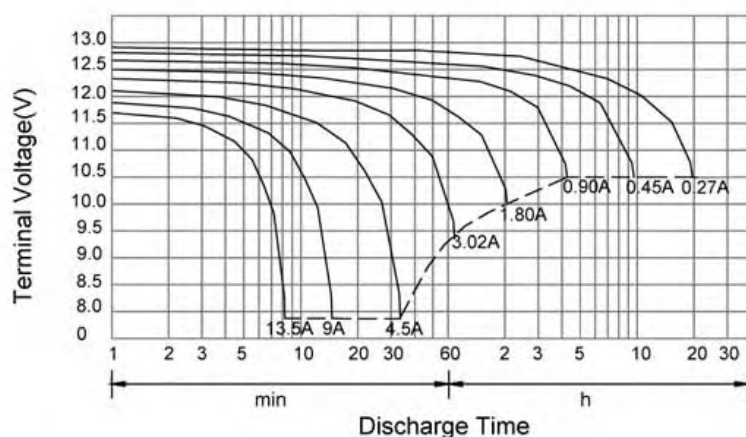
Specifications

Nominal Voltage		12V
Rated Capacity		4.5Ah
Dimensions	Total Height	4.21 inches (107mm)
	Height	3.98 inches (101mm)
	Length	3.54 inches (90mm)
	Width	2.76 inches (70mm)
Approximate Weight		3.31 lbs. (1.50kg)

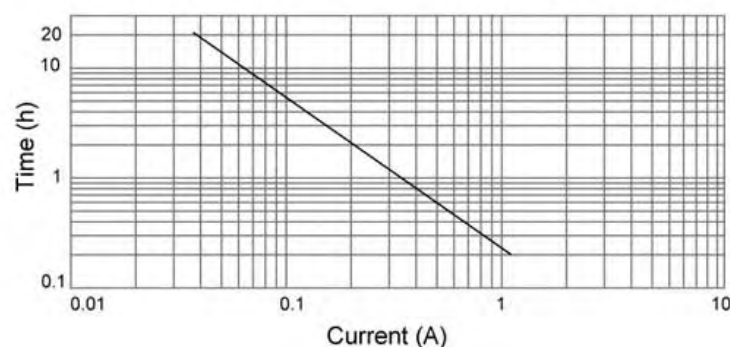
Characteristic

Capacity 77°F(25°C)	20h rate (0.225A)	4.5Ah
	10h rate (0.42A)	4.2Ah
	5h rate (0.72A)	3.6Ah
	1h rate(3.06A)	3.06Ah
	15 min rate (8.28A)	2.07Ah
Internal Resistance	Full Charged Battery 77°F(25°C)	35mΩ
Capacity Affected by Temperature (20h rate)	104°F(40°C)	102%
	77°F(25°C)	100%
	32°F(0°C)	85%
	5°F(-15°C)	65%
Self-Discharge 68°F(20°C) (Capacity after)	3 month storage	90%
	6 month storage	80%
	12 month storage	60%
Max. Discharge Current 77°F(25°C)	67.5(5s)	
Terminal	T1	
Charge (Constant Voltage, 25°C)	Cycle	14.5~14.9V(-24mV/°C) max. current:1.6A
	Float	13.6~13.8V(-18mV/°C)

DISCHARGE CHARACTERISTICS AT 25°C(77 ° F)*

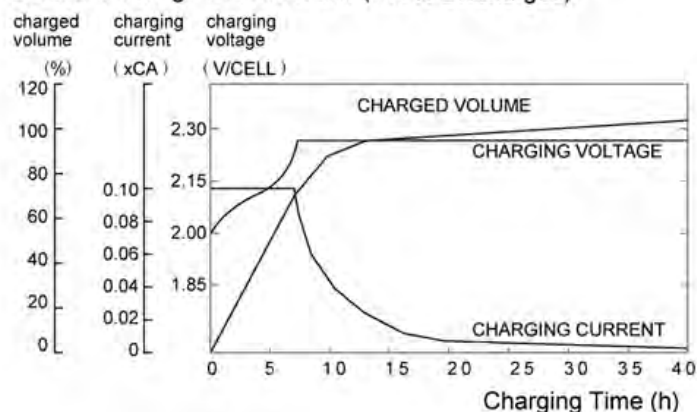


DISCHARGE CURRENT V'S TIME 25° C(77 ° F)

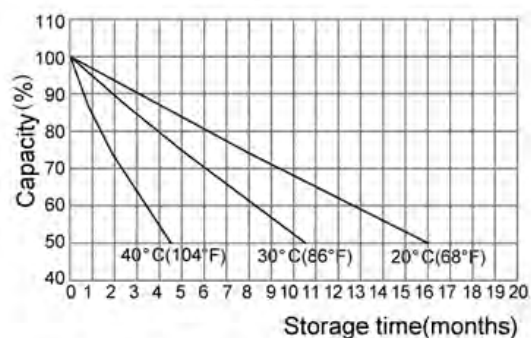


*The above data are of average values, and can be obtained within 3 charge/discharge cycles. These are not minimum values.

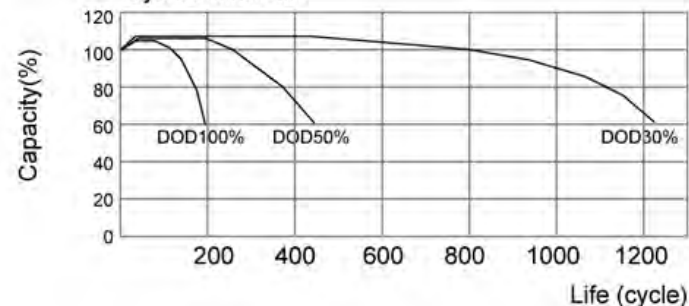
Constant-Voltage Characteristic (100% Discharged)



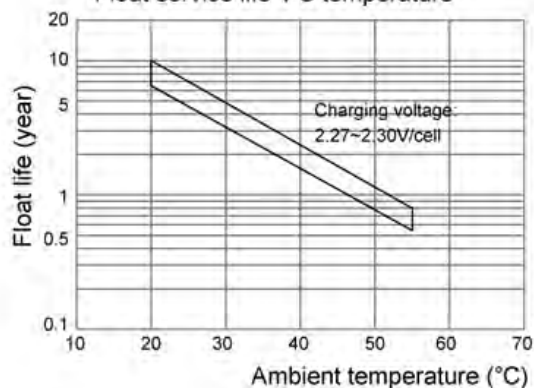
Self Discharge Characteristic



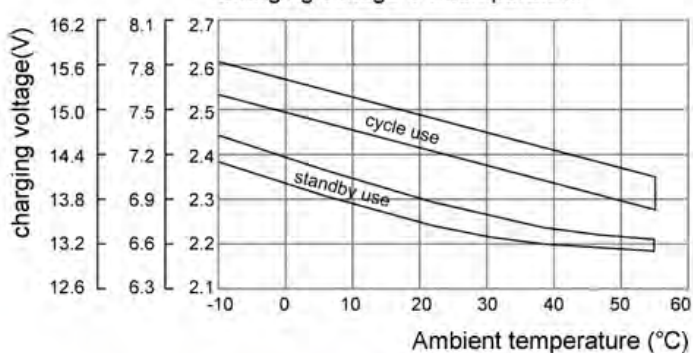
Cycle service life



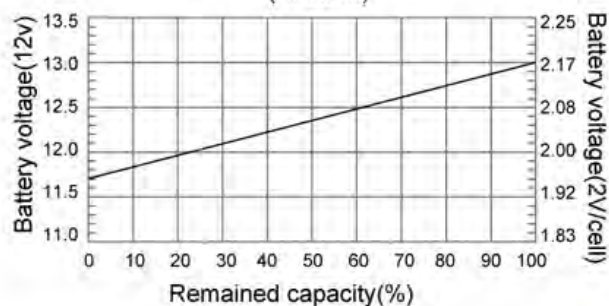
Float service life V'S temperature



Charging voltage V'S temperature



Open circuit voltage and remaining capacity (At 20°C)



Constant Current Discharge Data Sheet (Amperes at 25°C)

End Voltage/cell	Minute (M)				Hour (H)					
	5	10	20	45	1	2	4	8	10	20
1.70	16.3	10.6	5.93	3.08	2.57	1.60	0.889	0.505	0.437	0.230
1.75	16.2	10.5	5.87	3.05	2.55	1.55	0.878	0.500	0.432	0.227
1.80	16.0	10.4	5.82	3.03	2.53	1.47	0.855	0.495	0.428	0.225

Constant Power Discharge Data Sheet (Watt at 25°C)

End Voltage/cell	Minute (M)				Hour (H)					
	5	10	20	45	1	2	4	8	10	20
1.70	196	127	71.1	37.0	30.8	19.1	10.7	6.06	5.20	2.73
1.75	195	126	70.4	36.6	30.6	18.7	10.5	6.00	5.14	2.70
1.80	191	125	69.8	36.3	30.4	17.7	10.3	5.94	5.09	2.68